

545T/545F Pyramid Antennas

The Model 545T transportable dual take-off angle antenna provides the features most desired in a tactical antenna required to communicate over any range at any azimuth. To achieve this performance, the Model 545T, and its fixed counterpart the 545F, are omnidirectional, and radiation is vertically steerable. They generate independent low and high beams, optimizing gain for any communications distance.

The 545 is a four-arm spiral antenna that can be excited in two orthogonal modes, each of which is horizontally polarized and essentially omni-azimuthal at all elevation angles.

The 545 can be operated in the low-angle mode only, the high-angle mode only, or low-angle and high-angle modes simultaneously.

Since the signal is circularly polarized in the horizontal plane, minimal ground losses occur. Thus, full gain is provided at either high- or low-angle to enhance communications reliability

Optimize gain for communications at any range.

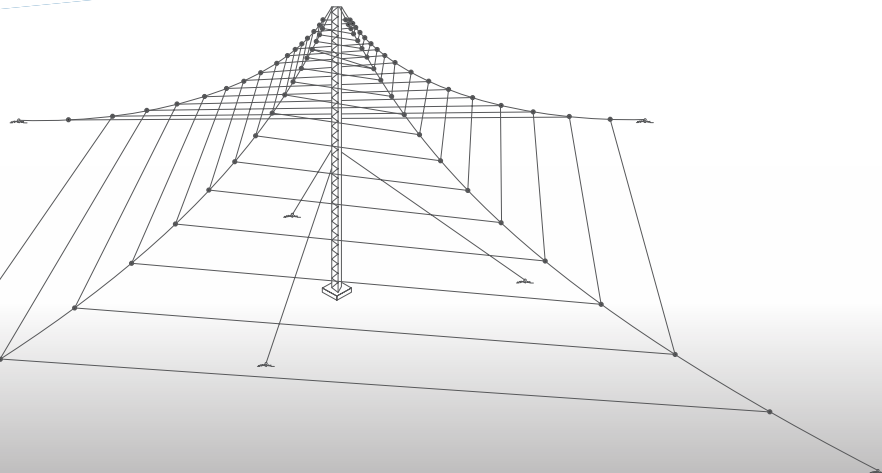
The 545T is highly transportable and quickly deployable. The materials in the 545T are selected for their ruggedness, light weight and ease of handling. The supporting tower is made of lightweight, high-strength aluminum. It is supplied in nesting 3.1-meter (10-foot) sections for easy assembly. The antenna curtain wires are flexible bronze. Careful attention is given to the fittings and connection details so assembly is simple, rapid, and foolproof. With a trained crew of five persons, the 545T may be installed and made operational in less than an hour.

The 545T includes all the necessary hardware, tools, and 50 ohm transformer. A hand winch and rope snubbers are provided to facilitate quick erection. All guy anchors are included in the tower package, along with sturdy transit cases and instructions for assembly and disassembly.

The fixed version of this antenna, the Model 545F, uses Alumoweld wire radiators and an aluminum mast. Electrically the fixed and transportable versions of the 545 are the same.

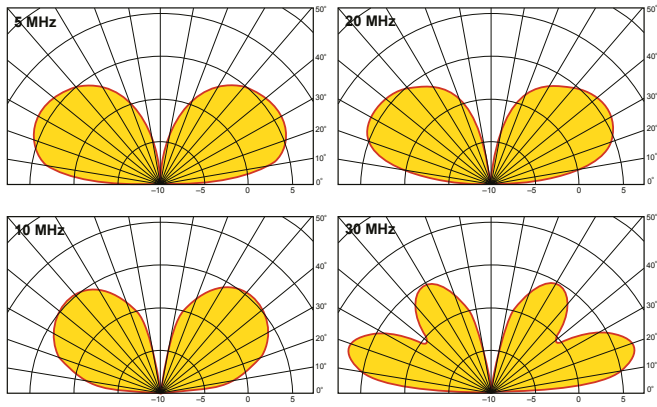
KEY FEATURES

- > Dual take-off angle provides optimum gain for short-, medium-, and long-range circuits
- > Easy and rapid installation
- > Lightweight and small size
- > Horizontally polarized to eliminate ground losses
- > Transportable Tactical (T) and Fixed (F) versions available
- > Rugged construction


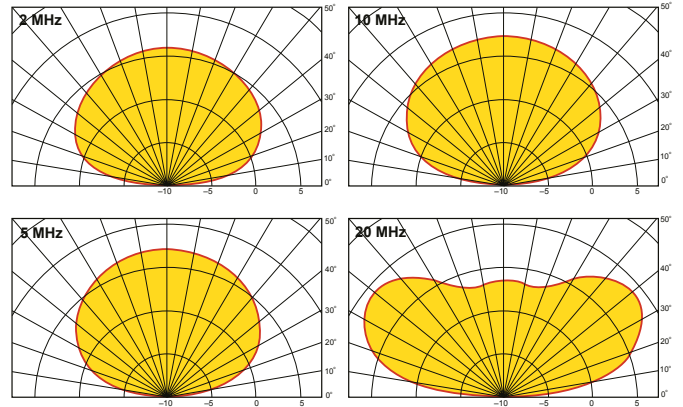


> Elevation Patterns Directive gain in dBi

Low-Angle Mode



High-Angle Mode



Model 545T/545F Specifications

Polarization	Circular in horizontal plane
Input impedance	50 ohms nominal
VSWR	<ul style="list-style-type: none"> · 2.0:1 nominal · 2.5:1 maximum
Environmental Performance	Designed in accordance with EIA Specification RS-222C for loading of 176 km/h (110 mi/h) wind, no ice, 112 km/h (70 mi/h) wind, with 6 mm (1/4") radial ice.
Mast height	12.2m (40 ft)
Size	25.9m x 25.9m (84.9 ft x 84.9 ft)
Erection Time	545T: One hour with five trained men
Azimuth Pattern	Essentially circular

Power

Model Numbers		Power Handling Capacity	Connector
Transport	Fixed		
545T-1-02	545F-1-02	Receive	Type N Female
545T-1-06	545F-1-06	1kW Avg/2kW PEP	Type N Female
545T-1-28	545F-1-28	5kW Avg/10kW PEP	7/8" EIA Female
	545F-1-03	10kW Avg/10kW PEP	1-5/8" EIA Female

Dimensions when packed for transit, Model 545T

	Weight	Volume	Length	Height	Width
Tower Package	125 kg (275 lbs)	1.33 m ³ (47 ft ³)	3.11 m (10.2 ft)	0.37 m (1.2 ft)	1.2 m (3.8 ft)
Curtain Package	110 kg (240 lbs)	.26 m ³ (9.1 ft ³)	1.07 m (3.51 ft)	0.46 m (1.5 ft)	.52 m (1.71 ft)
Total	230 kg (515 lbs)	1.59 m ³ (56 ft ³)			

Radiation Characteristics

Frequency	Low-Angle Mode		High-Angle Mode	
	Take-off Angle	Directive Gain	High-Angle Mode	Directive Gain
2 MHz	25°	6.8 dBi	90°	6.1 dBi
4 MHz	30°	6.3 dBi	90°	7.0 dBi
10 MHz	45°	5.7 dBi	90°	7.6 dBi
20 MHz	30°	6.2 dBi	40°	9.3 dBi
30 MHz	20°	7.6 dBi	20°	7.9 dBi

Available Multimode Options

Single Mode (one input);	Receive, 1kW, 5 kW, 10 kW
Dual Mode (one high angle, one low angle input)	Receive, 1 kW, 5 kW
Triple Mode (two high angle, one low angle input)	Receive, 1kW

Specialized Expertise in a Global Family

Communications Technology (“CommTech”) is a global supplier of turnkey solutions for Communications Intelligence, (COMINT), ITU-compliant spectrum monitoring and management, direction-finding and geolocation, and antennas for communications and high-power radio broadcasting. Under the TCI brand, CommTech systems and solutions have been delivered to national defense departments, intelligence agencies, law enforcement bureaus, and spectrum regulators in more than 100 countries.

CommTech team members collaborate across business segments and borders to deliver greater efficiencies and better ideas for helping customers succeed. This commitment to innovation supports an array of customers whose missions depend on having a clear picture of their electromagnetic environment. For over 50 years, TCI’s technical developments and advanced production capabilities have earned it a reputation for excellence in high-performance communications, spectrum monitoring, and signals intelligence systems.

TCI is a wholly owned subsidiary of SPX Technologies (NYSE:SPXC), a publicly traded firm based in Charlotte, North Carolina. SPX Technologies is a global, multi-industry manufacturing leader committed to operational excellence and execution. Learn more about TCI at www.tcibr.com and SPX Technologies at www.spx.com



Company Proprietary
Data and specifications subject to change without notification.
Not for distribution without prior permission from TCI.
© 2014-2023 – All Rights Reserved

TCI INTERNATIONAL, INC., 3541 Gateway Blvd., Fremont, CA 94538-6585 USA

| Tel: 1-510-687-6100 | tcibr.com |   

545T-545F-05-30-23

